FCAL

BENDING BEAM LOAD CELLS

LAUMAS®

IP68

Capacity from 50 kg to 300 kg



- AISI 420 STAINLESS STEEL
- COMBINED ERROR ≤ ±0.017%
- PROTECTION CLASS IP68

MOUNTING KITS



CAPACITY	kg	ACCURACY CLASS C3					NET WEIGHT (kg)	CODE
	50	•	•	•	•	•	0.5	FCAL50
	75	•	•	•	•	•	0.5	FCAL75
	150	•	•	•	•	•	0.5	FCAL150
	300	•	•	•	•	•	0.5	FCAL300

ON REQUEST

CERTIFICATIONS

OIML R60 C3

Complies with the Eurasian Custom Union standards

Complies with the United Kingdom regulations for legal for trade use

CERTIFICATIONS ON REQUEST

ATEX II 1GD *(zone 0-1-2-20-21-22)*

IECEx *(zone 0-1-2-20-21-22)*

Complies with the Eurasian Custom Union standards for use in potentially explosive atmospheres

COMPLEMENTARY ACCESSORIES

	DESCRIPTION	CODE
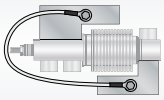	Pair of tension stainless steel brackets. Maximum static load: 300 kg	STAFFEFCAMONT

Rev. 0.0

FCAL

BENDING BEAM LOAD CELLS

LAUMAS®

DIMENSIONS (mm)

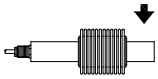

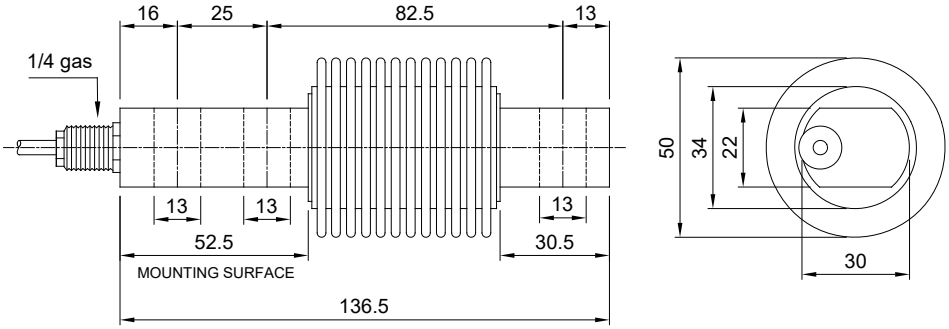

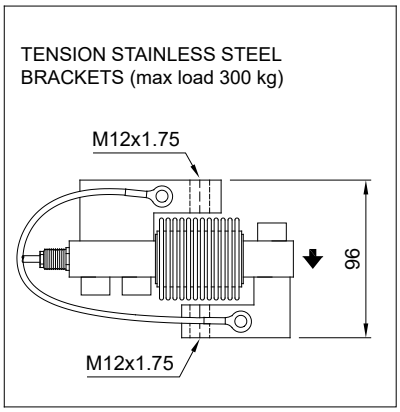

TECHNICAL FEATURES

Material	AISI 420 stainless steel
OIML R60 Accuracy class • Verification intervals	C3 • 3000
Nominal load (E max)	50 - 75 -150 - 300 kg
Minimum verification interval (V min)	E max / 10000
Combined error	≤±0.017%
Protection class	IP68

Rated output	2.0 mV/V ±0.1%	Input resistance	400 Ω ±20
Temperature effect on zero	0.002% °C	Output resistance	350 Ω ±3
Temperature effect on span	0.0012% °C	Zero balance	±2%
Compensated temperature range	-10 °C / +40 °C	Insulation resistance	>5000 MΩ
Operating temperature range	-20 °C / +50°C	Safe overload (% of full scale)	200%
Creep at nominal load in 30 minutes	0.016%	Ultimate overload (% of full scale)	200%
Max supply voltage without damage	15 V	Deflection at nominal load	0.4 mm

ELECTRICAL CONNECTIONS

Cable lenght	3 m
Cable diameter	4 mm
Cores	4 x 0.22 mm²

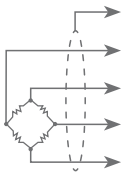

SHIELD	
+ SIGNAL	GREEN
+ EXCITATION	RED
- SIGNAL	WHITE
- EXCITATION	BLACK

Rev. 0.0

The Company reserves the right to make changes to the technical data, drawings and images without notice.